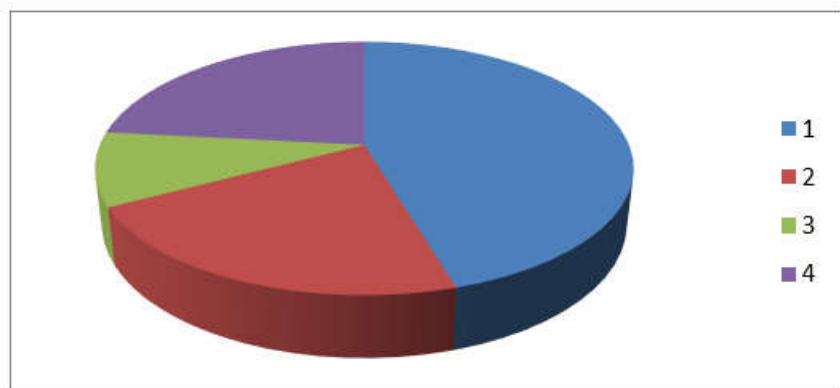


Fundraising Income and Capital Expenses for 2017-2018

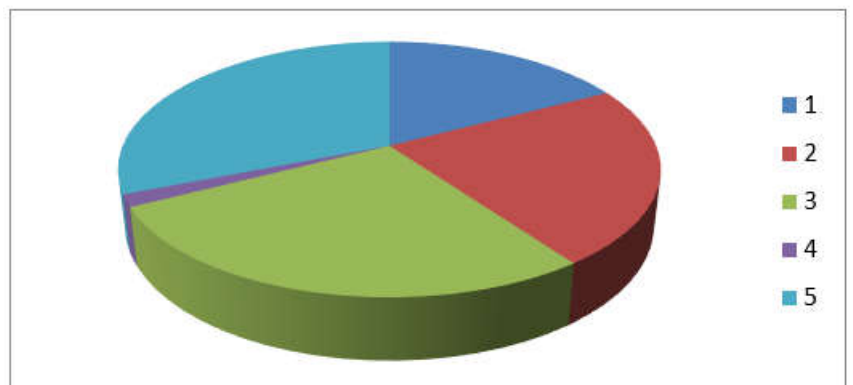
FUNDRAISING EVENTS INCOME 2017-2018

1. HOLY STROKES	\$	25,253
2. MAGIS DINNER	\$	12,162
3. VIVA ST. IGNATIUS	\$	5,234
4. SUPERBOWL PARTY	\$	12,973
Total NET Fundraising Income	\$	55,622



CAPITAL IMPROVEMENT EXPENSES 2017-2018

1. Sound Equipment	\$	9,028
2. Parish Center Kitchen Hood	\$	11,846
3. Church Improvements-Sacristy	\$	14,316
4. Office Furniture, Improvements	\$	812
5. Safety and Security	\$	16,164
Total Project Expense	\$	52,166



St. Ignatius Operational Report for 2017-2018

Offertory Collections	1,175,416
Fees and Services	33,051
Program Income	177,610
Fundraising Income	129,507
Donations	193,045
Misc Receipts	14,441
Altar Society Income	1,230
Total Operating Income	1,724,300

OTHER INCOME

Designated Gifts	20,002
Diocesan and Special Collections	14,226
Interest Income	3,592
Total Other Income	37,820

OPERATING EXPENSES

Salaries and Wages	501,841
Payroll Taxes and Benefits	135,520
Operating Expenses	259,444
Repairs and Maintenance	104,452
Fundraising Expenses	73,887
Misc Expenses	11,244
Diocesan Assessment	203,815
Donations	38,271
Program Expenses	115,474
Insurance	37,693
Altar Society Expenses	6,077
Total Operating Expenses	1,487,718

OTHER EXPENSES

Designated Gift Support	-
Diocesan and Special Collections	14,226
Capital Expenditures	52,166
Total Other Expenses	66,392

INCOME

EXPENSE

Income / Loss from Operations:

OTHER INCOME

OTHER EXPENSE

Loan Payment to diocese

NET INCOME/LOSS

1,724,300

(1,487,718)

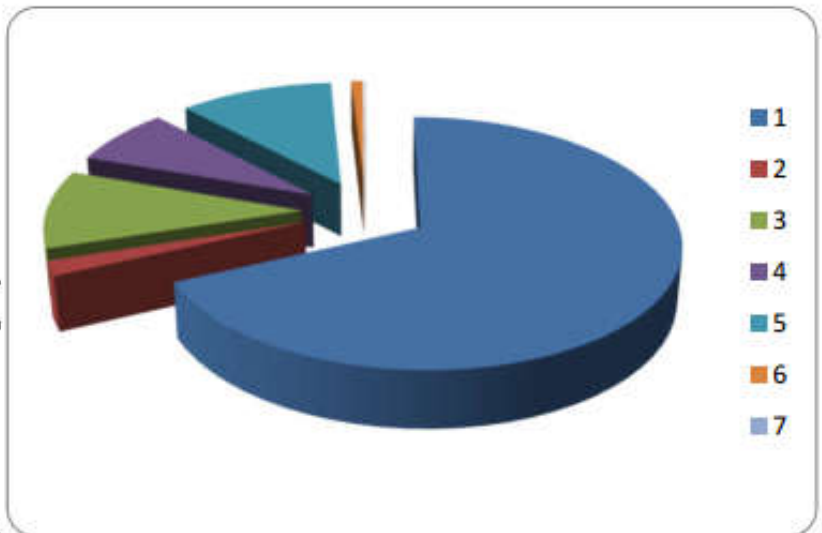
236,582

37,820

(66,392)

(208,010)

0



1. Offertory Collections

2. Fees and Services

3. Program Income

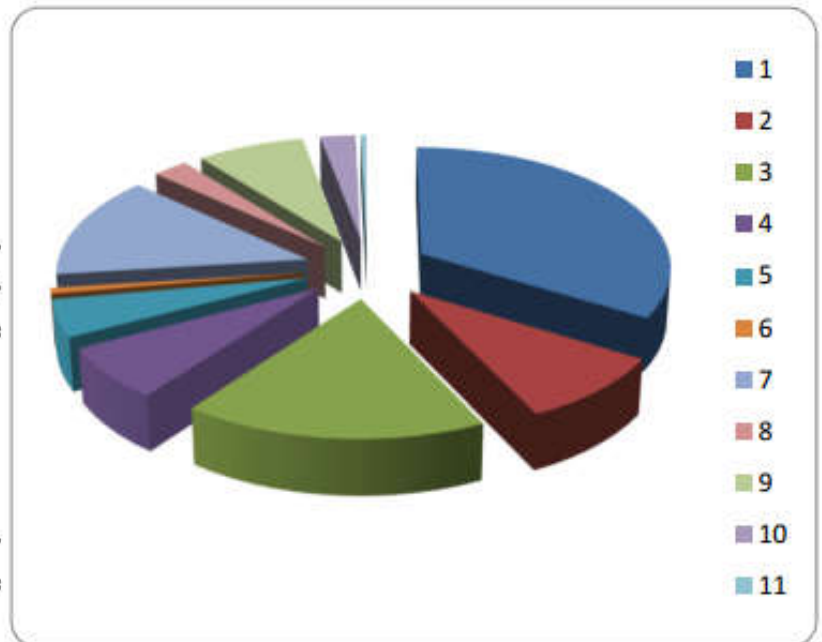
4. Fundraising Income

5. Donations

6. Misc Receipts

7. Altar Society

EXPENSES: JULY 1, 2017 - JUNE 30, 2018



1. Salaries and Wages

2. Payroll Taxes and Benefits

3. Operating Expenses

4. Repairs and Maintenance

5. Fundraising Expenses

6. Misc Expenses

7. Diocesan Assessment

8. Donations

9. Program Expenses

10. Insurance

11. Altar Society Expenses

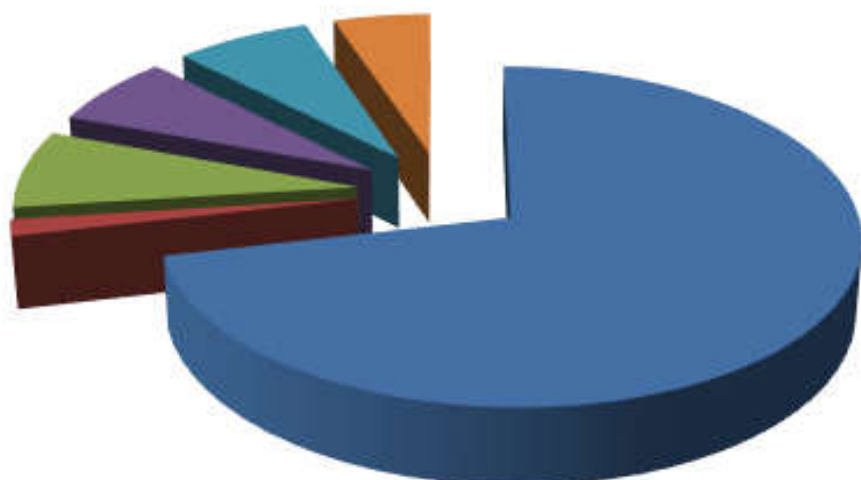
Budgeted Income 2018-2019

OPERATING INCOME

Offertory Collections	\$	1,199,100
Fees and Services	\$	26,800
Program Income	\$	127,900
Fundraising Income	\$	116,000
Donations	\$	121,920
Misc Receipts	\$	87,000
Altar Society Income	\$	-
Total Operating Income	\$	1,678,720

OTHER INCOME

Designated Gifts	\$	34,300
Diocesan and Special Collections	\$	14,000
Interest Income	\$	3,200
Total Other Income	\$	51,500



1. Offertory Collections
2. Fees and Services
3. Program Income
4. Fundraising Income
5. Donations
6. Misc Receipts
7. Altar Society

Budgeted Expenses 2018-2019

OPERATING EXPENSES

1. Salaries and Wages	\$	536,035
2. Payroll Taxes and Benefits	\$	189,958
3. Operating Expenses	\$	274,237
4. Repairs and Maintenance	\$	31,425
5. Fundraising Expenses	\$	49,675
6. Misc Expenses	\$	13,305
7. Diocesan Assessment	\$	243,000
8. Donations	\$	1,000
9. Program Expenses	\$	124,340
10. Insurance	\$	41,225
Total Operating Expenses	\$	1,504,200

OTHER EXPENSES

Designated Gift Support	\$	-
Diocesan and Special Collections	\$	14,000
Capital Expenditures	\$	22,020
Total Other Expenses	\$	36,020

INCOME	\$	1,678,720
EXPENSE	\$	(1,504,200)
Income / Loss from Operations:	\$	174,520

OTHER INCOME	\$	51,500
OTHER EXPENSE	\$	(36,020)
LESS: Loan Payment to Diocese	\$	(190,000)
NET INCOME/LOSS		0

